


PETER MANDEL

CRYSTAL VISION



THE CRYSTAL-ACTIVATOR



The Crystal-Activator

Initiation of the self-healing powers through specific reflex areas of the human body. The crystal-activator is placed in the area of the clock of pain on the forehead, which is the basis of all crystal-therapies. The reason is because this is where the reflections of life and where all distortions are stored. It is from here that we find a therapeutic access point to all that creates disease.

Important: Two of the total of the twelve facet points on the edge of the crystal have to be exactly on the centerline of the body. The person being treated should have their eyes closed during the time the crystal is placed and should talk about all reactions that are being sensed. This kind of "turning from inside to outside" is the prerequisite for the healing impulses of the crystal-activator to be able to bring the distorted individual patterns into "right order". At the beginning of a sequence of treatments the duration is about ten minutes and can be gradually extended up to one hour.

From "pure" crystal to a therapeutic modality

In cooperation with the Swarovsky company, therapeutic crystals were created through specialized and costly procedures that contain specific information: There are big crystals such as the crystal-activator and the crystal-regulator for placement on specific zones of the skin and small crystal-tattoos for crystal-puncture.

The big crystals contain the primal patterns of the earth-hologram by the way they are cut or by the engraving. This hologram correlates to the interference-patterns contained within the body of the human being.

The process of bringing to consciousness the buried, blocked or denied conflicts through the crystal therapy is the important step for moving ahead successfully in every treatment of diseases or symptoms, whatever method is applied. The crystal-therapy has proven to be very effective especially in regards to the causal factors of disease and pain.



The Crystal-Regulator in gold

Quick regulation of all reactions caused by placement of the crystal-activator. By bringing the conflicts and burdens to the surface, reactions will emerge, providing hints about any conscious or unconscious information deficit. The reactions that occur in the beginning of the treatment correlate in particular to past and forgotten problem areas, which are stored in the "information station" of the individual holographic structure of the cells and the tissue.

While all reactions regardless of their nature invariably dissolve by themselves, with the use of the crystal-regulator this can happen within ten seconds.

Crystal-therapy for tensions and stress

Every human being has tensions concentrated in the solar plexus area. Therefore it is important to resolve the tensions in this area in order to become and stay well. Place the crystal-activator in the middle between the tip of the sternum and the navel. Tensions above and below the horizontal midline of the body will dissolve and a deep inner calm emerges. Potential reactions are dissolved by placing the crystal-regulator on the clock of pain (middle of the forehead).

Duration: up to 30 minutes.

Important: Two of the total of the twelve facet points on the edge of the crystal have to be exactly on the centerline of the body.





Activation of dreams and pictures

“The way upwards (to consciousness) starts at the bottom (subconscious)”. This sentence applies to every therapy and the expansion of consciousness. The crystal-therapy can activate inner pictures and dreams and therefore allows the subconscious to become conscious.

The crystal-activator is placed above the pubic bone on the belly. Here again reactions can be dissolved by a brief placement of the crystal-regulator on the clock of pain (on the middle of the forehead).
Duration of placement: 15 minutes

Now you can turn over and place the crystal-activator on the center of the sacrum (the flat bone below the lumbar vertebrae). Should unpleasant reactions arise, the treatment should be stopped and redone the following day. This procedure is repeated until no more reactions arise.
Duration of placement: 15 Minutes or until reaction occurs

Important: Two of the total of twelve facet points on the edge of the crystal have to be exactly on the centerline of the body.

Balancing, step by step

The placement of the crystal-regulator on exactly defined areas of the skin. Usually by placing the crystal-regulator on the balancing zones No.1 the occurring reaction is immediately dissolved most of the time. Should further reactions occur, the balancing is done step by step using zones 2-9, regardless where the reaction is located.

In case there are more than 9 reactions during one treatment with the crystal-activator, you should start again with balancing zone No.1 and the sequence as described.



Duration of placement: For each of the points that have a two-sided location on the body place for five seconds (always treat the left side first), for the points with a single location place for five to ten seconds. If necessary, hold the regulator to avoid it from slipping off its position. The patient does not need to get undressed during the treatment with the crystal- activator. The impulses for balancing are reflected without any restrictions through the clothing.

Balancing Zone 1: directly above the ankle joint, left and right
(midpoint of zone is ST 41)

Balancing Zone 2: middle of the patella, left and right

Balancing Zone 3: middle of the thigh, left and right

Balancing zone 4: directly above the pubic bone


Balancing zone 5: directly on the navel

Balancing zone 6: directly on the tip of the sternum

Balancing zone 7: directly on the sternum

Balancing zone 8: directly on the middle of the throat


Balancing zone 9: on the channel in the middle of the cranium, on top of the head



In Harmony with Nature

Experience the Healing Powers
of the Crystals

esogetics GmbH
Hildastraße 8
D-76646 Bruchsal
Tel: 0 72 51 80 01 02
Fax: 072 51 80 01 55
info-de@esogetics.com
www.esogetics.com



esogetics GmbH
Hirschmattstr. 16
CH-6003 Luzern
Tel: 041 420 58 36
Fax: 041 420 59 36
info-ch@esogetics.com
www.esogetics.com